A Baldwin
Nov 1983

MASTER DRAWING LIST

DWG. NO.	REV. LET.	NO. OF SHEETS	TITLE
A-PL-DD11-A-Ø	A	1	PERIPHERAL MOUNTING PANEL
D-AD-7006533-0-0		2	WIRED ASSY
A-PL-7006533-0-0		1	WIRED ASSY
C-DI-DD11-A-1	A	1	DRAWING INDEX
D-IC-DD11-A-2	A	1	DD11-A BUS & POWER CONNECTIONS
D-MU-DD11-A-3	A	1	MODULE UTILIZATION
A-PL-DD11-A-3	A	1	MODULE UTILIZATION
K-WL-DD11-A-4	~~B~~ C	*	WIRE LIST
E-IA-7009562-0-0	#	1	G772 SYSTEM UNIT HARNESS
* PRINT COMPLETE LISTING			
NOT SUPPLIED WITH PRINT SETS			
A-ML-7605715-0	REF	1	PICTORIAL WIRING OF DD11-A

24 Aug 84
Wired NPG A01U1 - C01A1
C01B1 - A04U1
for FD411P controller

REVISIONS

REV.	DATE	CHG. NO.	APP'D.
A	8/70	00001	P.J.
B	12/70	00002	P.J.
C	9/71	00003	A.V.
D	2-74	00004	V B

DRN. PAUL MARCOTTE	DATE 3/3/70	digital EQUIPMENT CORPORATION MAYNARD, MASSACHUSETTS
CHK'D AL PFYFFER	DATE 3/5/70	TITLE PERIPHERAL MOUNTING PANEL
ENG. W.E. Jensen	DATE 3-27-70	
PROJ. ENG.	DATE	
PROD.	DATE 3/30/70	
FIRST USED ON PDP 11		SIZE A · CODE ML · NUMBER DD11-A · REV. D
SCALE		
SHEET 1 OF 1		DIST.

DEC FORM NO.

DIGITAL EQUIPMENT CORPORATION
MAYNARD, MASSACHUSETTS

PARTS LIST

MADE BY AL PFYFFER DATE 3/5/70	CHECKED AL PFYFFER DATE 3/5/70	SECTION 1
ENG P E Jansson DATE 3-27-70	PROD Mac Donald DATE 3/30/70	ISSUED SECT. 1

ITEM NO	DWG NO./PART NO.	DESCRIPTION	QUANTITY/VARIATION
1	D-AD-7006533-0-0	WIRED ASSY	1
2	A-PL-DD11-A-3	MODULE UTILIZATION	1
3	C-SC-1209856-0-01	MODULE HOLDER	A/R
4	E-IA-7009562-0-0	G772 SYSTEM UNIT HARNESS (SEE NOTE)	1

NOTE: FOR 11/45 - 11/50 CPU WITH SERIAL NO. LESS THAN 2000 USE HARNESS 7008855-2B FOR 11/40 CPU WITH S/N LESS THAN 6000 OR H960-D, -E WITH S/N LESS THAN 7000 USE HARNESS 7008909-17.

TITLE	ASSY NO.	SIZE	CODE	NUMBER	REV.	ECO NO.
PERIPHERAL MOUNTING PANEL	//	A	PL	DD11-A-0	A	DD11A-00004
	SHEET 1 OF 1	DIST.				

DEC FORM NO 16-1031

This drawing and specifications herein are the property of Digital Equipment Corporation and shall not be reproduced or copied or used in whole or in part as the basis for the manufacture or sale of items without written permission.

WIRE TABLE

ITEM NO	SIGNAL NAME	FROM PIN	TO PIN	COLOR	REMARKS
6	GROUND	AØ3D2	AØ3E2	BLACK	24 AWG
		AØ3C2	AØ3D2		
		AØ3E2	AØ3F2		
		AØ3N1	AØ3P1		
		AØ3R1	AØ3S1		
		AØ3P1	AØ3R1		
		AØ3U1	AØ3V1		
		AØ3S1	AØ3U1		
		AØ3F2	AØ3N1	BLACK	
7	+5V	AØ3A2	BØ2A2	RED	
		BØ1A2	CØ1A2		
		AØ3H2	DØ1A2		
		AØ3J2	EØ1A2		
		EØ1A2	FØ1A2		
		AØ3K2	BØ3A2		
		BØ4A2	CØ4A2		
		AØ3L2	DØ4A2		
		AØ3M2	EØ4A2		
		EØ4A2	FØ4A2	RED	
8	-15V	AØ3B2	BØ3B2	BLUE	
		AØ3B1	BØ2B2		
		AØ3C1	CØ1B2		
		AØ3D1	DØ1B2		
		AØ3E1	EØ1B2		
		AØ3F1	FØ1B2		
		AØ3H1	CØ4B2		
		AØ3J1	DØ4B2		
		AØ3K1	EØ4B2		
		AØ3L1	FØ4B2	BLUE	24 AWG

QTY.	DESCRIPTION	PART NO.	ITEM NO.

PARTS LIST

FIRST USED ON OPTION/MODEL: DDII-A

DO NOT SCALE DRAWING
UNLESS OTHERWISE SPECIFIED
DIMENSION IN INCHES
TOLERANCES
DECIMALS ± .005 FRACTIONS ± 1/64 ANGLES ± 0°30'
FINAL SURFACE QUALITY 1
REMOVE BURRS AND BREAK SHARP CORNERS

MATERIAL —

FINISH —

		DATE
DRN.	[illegible]	10-20-69
CHK'D.	[illegible]	10/20/69
ENG.	[illegible]	3-27-70
MGR. ENG.	[illegible]	3-27-70
PROD.	[illegible]	3/30/70

NEXT HIGHER ASSY: A-ML-DDII-A

SCALE 1/1

SHEET 2 OF 2

digital EQUIPMENT CORPORATION
MAYNARD, MASSACHUSETTS

TITLE: WIRED ASSY (DDII-A)

SIZE D | CODE AD | NUMBER 7006533-0-0 | REV.

DIST.

REVISIONS: REV | CHANGE NO | CHK

DEC FORM NO DRD 100

DIGITAL EQUIPMENT CORPORATION
MAYNARD, MASSACHUSETTS

PARTS LIST

MADE BY P. MARCOTTE DATE 10/2/69	CHECKED K. RUSS DATE 10/21/69	SECTION 1
ENG D. E. Jackson DATE 3-27-70	PROD Thomas Mack DATE 3/30/70	ISSUED SECT. 1

QTY VAR

ITEM NO	DWG NO. PART NO. CL BASIC VAR.	DESCRIPTION		UNIT COST	UNIT QUANTITY	QUANTITY ISSUED
1	D-AD-7006405-0-0	LOGIC FRAME ASSY SINGLE	1			
2	1205541	BUS STRIP	A/R			
3	9107560-03	#18 AWG BUS WIRE	A/R			
4	9107273-09	#18 TUBING TEFLON, WHITE	A/R			
5	9105740-44	#30 AWG SOLID KYNAR INS. WIRE, YEL	A/R			
6	9107470-00	#24 AWG SOLID KYNAR INS WIRE, BLK	A/R			
7	9107470-22	#24 AWG SOLID KYNAR INS WIRE, RED	A/R			
8	9107470-66	#24 AWG SOLID KYNAR INS WIRE, BLUE	A/R			
9	A-SS-7407246-0-0	LOGIC SERIAL # DECALS	1			
REF	K-WL-DD11-A-4	WIRE LIST				

TITLE	ASSY NO.	SIZE	CODE	NUMBER	REV.	ECO NO.
WIRE ASSY (DD11-A)	D-AD-7006533-0-0	A	PL	7006533-0-0		
	SHEET / OF /	DIST.				

DEC FORM NO 10-[illegible]

This drawing and specifications, herein, are the property of Digital Equipment Corporation and shall not be reproduced or copied or used in whole or in part as the basis for the manufacture or sale of items without written permission.

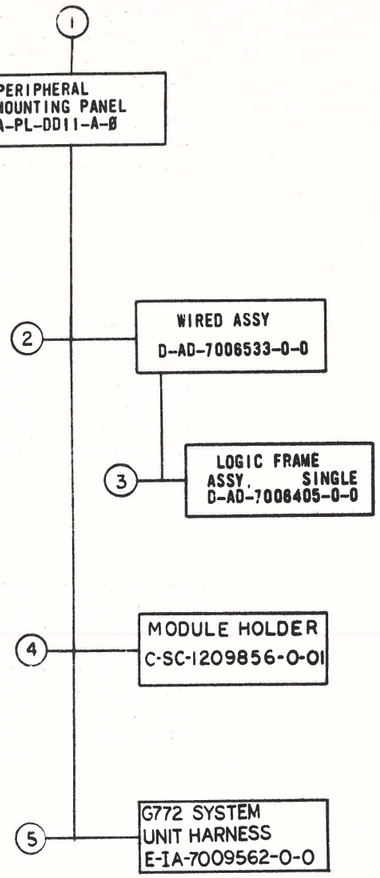

MECHANICAL			USAGE		
FIND NO.	DESCRIPTION	PART NO.	PROD	CUST	F C
1.	PERIPHERAL MOUNTING PANEL	A-PL-DD11-A-Ø			
2.	WIRED ASSY WIRED ASSY LOGIC SERIAL # DECALS	D-AD-7006533-0-0 A-PL-7006533-0-0 A-SS-7407846-0-0			
3.	LOGIC FRAME ASSY, SINGLE LOGIC FRAME ASSY, SINGLE (PL) STRAP, SINGLE FRAME CONN BLOCK MTG FRAME	D-AD-7006405-0-0 A-PL-7006405-0-0 D-MD-7407511-0-0 D-IA-7407507-0-0			
4.	MODULE HOLDER	C-SC-1209856-0-01			

ELECTRICAL			USAGE		
FIND NO	DESCRIPTION	PART NO	PROD	CUST	FC
1.	PERIPHERAL MOUNTING PANEL DD11-A BUS & POWER CONNECTIONS MODULE UTILIZATION MODULE UTILIZATION	A-ML-DD11-A D-IC-DD11-A-2 D-MU-DD11-A-3 A-PL-DD11-A-3			
2.	WIRED ASSY WIRE LIST	D-AD-7006533-0-0 K-WL-DD11-A-4			
5.	G772 SYSTEM UNIT HARNESS	E-IA-7009562-0-0			

REVISIONS			
CHK	CHANGE NO.	REV.	
IB	DD11A-00004	A	
			3-5-74
	BOAEN		

FIRST USED ON OPTION/MODEL	QTY.	DESCRIPTION	PART NO.	ITEM NO.
PDP11		PARTS LIST		

UNLESS OTHERWISE SPECIFIED

UNLESS OTHERWISE SPECIFIED
DIMENSION IN INCHES
TOLERANCES
DECIMALS ± .005 FRACTIONS ± 1/64 ANGLES ± 0°30'
FINAL SURFACE QUALITY ✓
REMOVE BURRS AND BREAK SHARP CORNERS

MATERIAL

FINISH

DRN.	S. Moretto	DATE 2-14-68
CHK'D.		DATE 3/11/70
ENG.	P. E. Jansson	DATE 3/27/70
PROJ. ENG.	P. E. Jansson	DATE 3/27/70
PROD.	MacDonald	DATE 3/30/70

NEXT HIGHER ASSY A-ML-DDII-A

SCALE NONE

SHEET 1 OF 1

digital EQUIPMENT CORPORATION
MAYNARD, MASSACHUSETTS

TITLE

DRAWING INDEX (DDII-A)

SIZE	CODE	NUMBER	REV.
C	DI	DDII-A-1	A

DIST. G

This drawing and specifications, herein, are the property of Digital Equipment Corporation and shall not be reproduced or copied or used in whole or in part as the basis for the manufacture or sale of items without written permission.

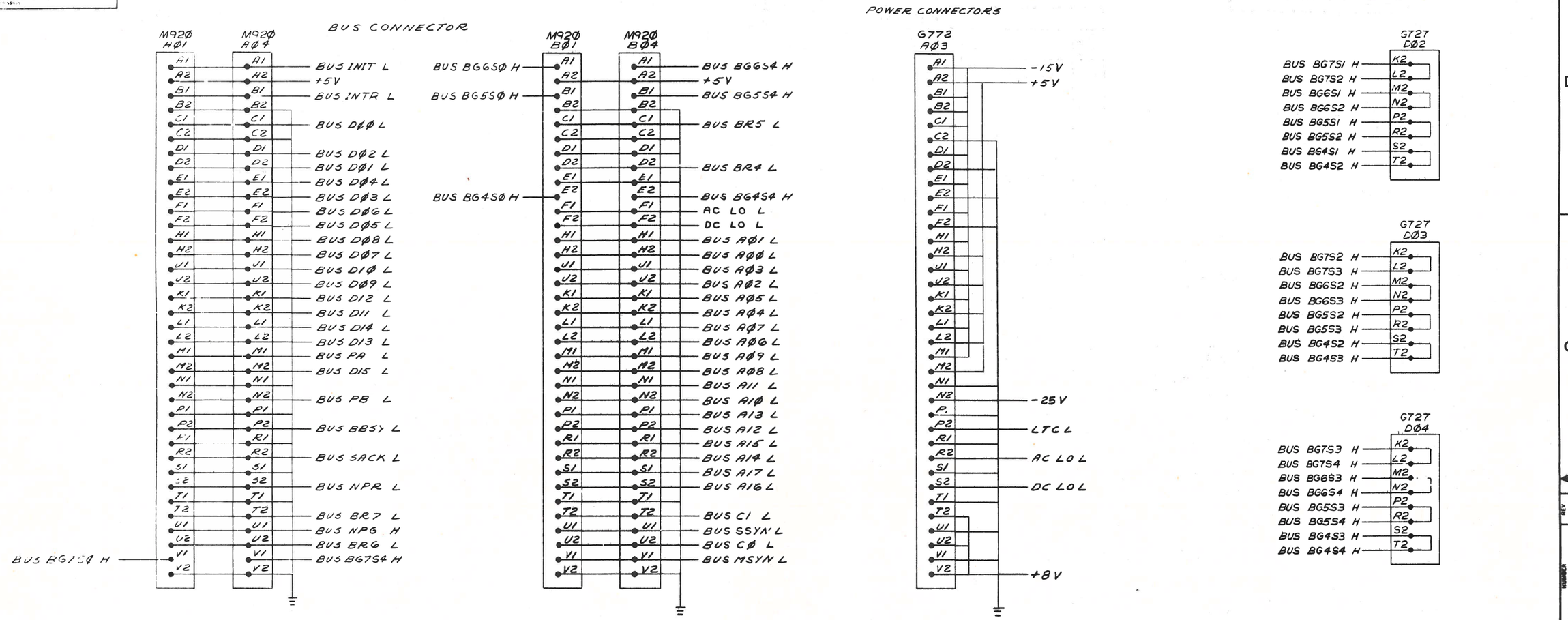

FIRST USED ON OPTION/MODEL	QTY.	DESCRIPTION	PART NO.	ITEM NO.
DDII-A		PARTS LIST		

UNLESS OTHERWISE SPECIFIED
DIMENSION IN INCHES
TOLERANCES
DECIMALS ± .005 FRACTIONS ± 1/64 ANGLES ± 0°30'
FINAL SURFACE QUALITY
REMOVE BURRS AND BREAK SHARP CORNERS

MATERIAL

FINISH

		DATE
DRN.		2-20-70
CHKD.		3/2/70
ENG.		3-27-70
PROJ. ENG.		3-27-70
PROD.		3/30/70

NEXT HIGHER ASSY
A-ML-DDII-A

SCALE NONE
SHEET 1 OF 1

digital EQUIPMENT CORPORATION
MAYNARD MASSACHUSETTS

TITLE
DDII-A BUS & POWER CONNECTIONS

SIZE	CODE	NUMBER	REV.
D	IC	DDII-A-2	A

DIST.

SIZE CODE D IC NUMBER DDII-A-2 REV A

SEC FORM NO. 1074

This drawing and specifications, herein, are the property of Digital Equipment Corporation and shall not be reproduced or copied or used in whole or in part as the basis for the manufacture or sale of items without written permission

NOTES:

1. WHEN ADDITIONAL DEVICE CONTROL IS REQD REMOVE G727 MODULE AND REPLACE WITH REQD MODULE.
2. THE M105 IS INSERTED WITH THE ASSOCIATED DEVICE CONTROL.
3. THE M782 IS INSERTED WITH THE ASSOCIATED DEVICE CONTROL.

☐ IF END OF BUS REPLACE M920 WITH M930.

X IF LAST UNIT IN BASIC BOX REPLACE M920 WITH BC11A CABLE END WHEN EXPANDING TO PERIPHERAL BOX

▲ IF FIRST UNIT IN EXPANDER BOX REPLACE M920 WITH BC11A CABLE END.

	USAGE	▲ M920 CABLE	G772 PWR CABLE	M920 DX CABLE
A	1	INIT, INTP, D00, D02, D04, D06, D08, D10, D12, D14, PA, NPG, BG7, BG6, BG5, BR5, SP2, A01, A03, A05, A07, A09, A11, A13, A15, A17, SSYN, MSYN, +5V, DD1, DD3, DD5, DD7, DD9, D11, D13, D15, BBSY, SACK, NPR, BR7, BR6, +5V, BR4, BG4, SP1, A00, A02, A04, A06, A10, A12, A14, A16, C1, C0	-15	INIT, INTP, D00, D02, D04, D06, D08, D10, D12, D14, PA, NPG, BG7, BG6, BG5, BR5, SP2, A01, A03, A05, A07, A09, A11, A13, A15, A17, SSYN, MSYN, +5V, DD1, DD3, DD5, DD7, DD9, D11, D13, D15, BBSY, SACK, NPR, BR7, BR6, +5V, BR4, BG4, SP1, A00, A02, A04, A06, A10, A12, A14, A16, C1, C0
B	1		+5V, -15V, LTC, ALCO, DCLO, +8V, +2[illegible]	
C	1	RESERVED FOR DEVICE CONTROL A	RESERVED FOR DEVICE CONTROL C	RESERVED FOR DEVICE CONTROL D
D	1	G727 (SEE NOTE 1)	G727 (SEE NOTE 1)	G727 (SEE NOTE 1)
E	1	M105 (SEE NOTE 2)	M105 (SEE NOTE 2)	M105 (SEE NOTE 2)
F	1	M782 (SEE NOTE 3)	M782 (SEE NOTE 3)	M782 (SEE NOTE 3)

REVISIONS		
CHK	CHANGE NO	REV
	DD11A-0000	A
	JANSON	

FIRST USED ON OPTION/MODEL: PDP11

DO NOT SCALE DRAWING

UNLESS OTHERWISE SPECIFIED
DIMENSION IN INCHES
TOLERANCES
DECIMALS ± .005 FRACTIONS ± 1/64 ANGLES ± 0°30'
FINAL SURFACE QUALITY
REMOVE BURRS AND BREAK SHARP CORNERS

MATERIAL: --//--

FINISH: --//--

QTY.	DESCRIPTION	PART NO.	ITEM NO.
	PARTS LIST		

		DATE
DRN.	[illegible]	2-17-70
CHK'D.	[illegible]	3/23/70
ENG.	[illegible]	3-27-70
PROJ. ENG.	[illegible]	3-27-70
PROD.	[illegible]	3/30/70

NEXT HIGHER ASSY: A-ML-DD11-A

SCALE: NONE

SHEET 1 OF 1

digital EQUIPMENT CORPORATION
MAYNARD, MASSACHUSETTS

TITLE: MODULE UTILIZATION

SIZE	CODE	NUMBER	REV.
D	MU	DD11-A-3	A

DIST.

DEC FORM NO 1PD 106

DIGITAL EQUIPMENT CORPORATION
MAYNARD, MASSACHUSETTS

PARTS LIST

MADE BY RON THELLEN DATE 2/25/70	CHECKED AL PFYFFER DATE 3/5/70	SECTION
ENG [illegible] DATE 3-25-70	PROD [illegible] DATE 3/30/70	ISSUED SECT.

ITEM NO.	DWG NO. / PART NO.	DESCRIPTION	QUANTITY / VARIATION DD11-A
	M920	UNIBUS CONNECTOR	1
	G727	GRANT CONTINUITY	4

TITLE	ASSY NO.	SIZE	CODE	NUMBER	REV.	ECO NO.
MODULE UTILIZATION	D-MU-DD11-A-3	A	PL	DD11-A-3	A	DD11A-00003
	SHEET 1 OF 1	DIST.				

DRWG NO	REV LTR
K-WL-DDII-A-4	C

REVISIONS

REV LTR	ECO NO	DATE	ENG
A	DDIIA-00001	8-21-70	
B	DDIIA 00002	2-3-71	
C	DDIIA-00003	9-20-71	

DRAWN	DATE 10-8-69	digital EQUIPMENT CORPORATION MAYNARD, MASSACHUSETTS	TITLE WIRE LIST (DDII-A)
CHECKED	DATE 10/21/69		FOR TAPE* FILE*
ENG	DATE 3-27-70		
PROJ ENG	DATE 3-27-70	ASSY NO D-AD 7006533-0-0	SIZE K / CODE WL / DWG. NO. DDII-A-4 / REV LTR C
PROD	DATE 3/30/70	SCALE NONE / SHEET 1 OF 1	DIST.

RUN NAME	A/P	PIN NAME	ORDER PIN	BAY - ORDER	Q	DRAW	RV	PG	Y	X	Z	REMARKS	LENGTH	EXCEPTIONS	RUN NUMBER
A IN	H	D01H1		1-01 *							1				1
A IN	H	F01M1		1-02 *											1
A IN				1									5-2/8		1
A INT A	H	D01N1		1-01 *							1				2
A INT A	H	F01U1		1-02 *											2
A INT A				1									8-2/8		2
A INT B	H	C01J1		1-01 *							1				3
A INT B	H	F01K2		1-02 *											3
A INT B				1									10-4/8		3
A INT ENB A	H	D01M1		1-01 *							1				4
A INT ENB A	H	F01V1		1-02 *											4
A INT ENB A				1									8-4/8		4
A INT ENB B	H	C01L1		1-01 *							1				5
A INT ENB B	H	F01H2		1-02 *											5
A INT ENB B				1									10-0/8		5
A OUT HIGH	H	D01K1		1-01 *							1				6
A OUT HIGH	H	F01M2		1-02 *											6
A OUT HIGH				1									5-2/8		6
A OUT LOW	H	D01D1		1-01 *							1				7
A OUT LOW	H	F01N1		1-02 *											7
A OUT LOW				1									5-6/8		7
A SELECT 0	H	D01F1		1-01 *							1				8
A SELECT 0	H	F01S2		1-02 *											8
A SELECT 0				1									6-0/8		8
A SELECT 2	H	D01J1		1-01 *							1				9
A SELECT 2	H	F01T2		1-02 *											9
A SELECT 2				1									6-0/8		9
A SELECT 4	H	D01E1		1-01 *							1				10
A SELECT 4	H	F01R2		1-02 *											10
A SELECT 4				1									6-2/8		10
A SELECT 6	H	D01C1		1-01 *							1				11
A SELECT 6	H	F01S1		1-02 *											11
A SELECT 6				1									6-2/8		11
A SSYN INHIBIT	L	D01V1		1-01 *							1				12
A SSYN INHIBIT	L	E01B1		1-02 *											12
A SSYN INHIBIT				1									2-6/8		12

Y	X	Z	REMARKS	RUN NAME	A/P	PIN NAME	ORDER PIN	BAY - ORDER	Q	DRAW	RV	LENGTH	EXCEPTIONS	RUN NUMBER
		1		A01R2		A01R2		1-01 *						13
				A01R2		A04R2		1-02 *						13
				A01R2				1				3-6/8		13
		1		A01C2		A01C2		1-01 *						14
				A01C2		A01T1		1-02 *						14
				A01C2				1				4-0/8		14
		1		A01N1		A01N1		1-01 *						15
				A01N1		A04N1		1-02 *						15
				A01N1				1				3-6/8		15
		1		A01P1		A01P1		1-01 *						16
				A01P1		A04P1		1-02 *						16
				A01P1				1				3-6/8		16
		1		A01R1		A01R1		1-01 *						17
				A01R1		A04R1		1-02 *						17
				A01R1				1				3-6/8		17
		1		A01S1		A01S1		1-01 *						18
				A01S1		A04S1		1-02 *						18
				A01S1				1				3-6/8		18
		1		A01V2		A01V2		1-01 *						19
				A01V2		A04V2		1-02 *						19
				A01V2				1				3-6/8		19
		1		A02C2		A02C2		1-01 *						20
				A02C2		A02T1		1-02 *						20
				A02C2				1				4-0/8		20
		1		A03C2		A03C2		1-01 *						21
				A03C2		A03T1		1-02 *						21
				A03C2				1				4-0/8		21
		1		A04C2		A04C2		1-01 *						22
				A04C2		A04T1		1-02 *						22
				A04C2				1				4-0/8		22
		1		ABG IN	H	D01U2		1-01 *						23
				ABG IN	H	F01B1		1-02 *						23
				ABG IN				1				5-6/8		23
		1		ABG OUT	H	D01V2		1-01 *						24
				ABG OUT	H	F01A1		1-02 *						24
				ABG OUT				1				5-6/8		24

Y	X	Z	REMARKS	RUN NAME	A/P	PIN NAME	ORDER PIN	BAY - ORDER	Q	DRAW	RV	LENGTH	EXCEPTIONS	RUN NUMBER
		1												25
		2												25
														25
												11-4/8		25
		2		ABR OUT	L	D01J2		1-01 *						26
		1		ABR OUT	L	F01P1		1-02 *						26
				ABR OUT	L	F01U2		1-03 *						26
				ABR OUT				1				8-0/8		26
		1		AC LO	L	B01F1		1-01 *						27
				AC LO	L	B04F1		1-02 *						27
				AC LO	L	A03R2		1-03 *						27
				AC LO				1				5-2/8		27
		1		B IN	H	D02H1		1-01 *						28
				B IN	H	E02M1		1-02 *						28
				B IN				1				8-2/8		28
		1		B INT A	H	D02N1		1-01 *						29
				B INT A	H	F02U1		1-02 *						29
				B INT A				1				10-4/8		29
		1		B INT B	H	C02J1		1-01 *						30
				B INT B	H	F02K2		1-02 *						30
				B INT B				1				8-4/8		30
		1		B INT ENB A	H	D02M1		1-01 *						31
				B INT ENB A	H	F02V1		1-02 *						31
				B INT ENB A				1				10-0/8		31
		1		B INT ENB B	H	C02L1		1-01 *						32
				B INT ENB B	H	F02H2		1-02 *						32
				B INT ENB B				1				5-2/8		32
		1		B OUT HIGH	H	D02K1		1-01 *						33
				B OUT HIGH	H	F02M2		1-02 *						33
				B OUT HIGH				1				5-6/8		33
		1		B OUT LOW	H	D02D1		1-01 *						34
				B OUT LOW	H	E02N1		1-02 *						34
				B OUT LOW				1				6-0/8		34
		1		B SELECT 0	H	D02F1		1-01 *						35
				B SELECT 0	H	E02S2		1-02 *						35
				B SELECT 0				1				6-0/8		35
		1		B SELECT 2	H	D02J1		1-01 *						
				B SELECT 2	H	F02T2		1-02 *						
				B SELECT 2				1						

RUN NAME	A/P	PIN NAME	ORDER PIN	BAY - ORDER	Q	DRAW NUMBER	RV	PG	Y	X	Z	REMARKS	LENGTH	EXCEPTIONS	RUN NUMBER
B SELECT 4	H	D02F1		1-01 *		36					1				36
B SELECT 4	H	F02H2		1-02 *		36							6-2/8		36
B SELECT 4				1		36									36
B SELECT 6	H	D02C1		1-01 *		37					1				37
B SELECT 6	H	F02S1		1-02 *		37							6-2/8		37
B SELECT 6				1		37									37
B SSYN INHIBIT	L	D02V1		1-01 *		38					1				38
B SSYN INHIBIT	L	E02B1		1-02 *		38							2-6/8		38
B SSYN INHIBIT				1		38									38
B01B2		B01B2		1-01 *		39					1				39
B01B2		B04B2		1-02 *		39							3-6/8		39
B01B2				1		39									39
B01C2		B01C2		1-01 *		40					1				40
B01C2		R01T1		1-02 *		40					2				40
B01C2		C01C2		1-03 *		40					1				40
B01C2		C01T1		1-04 *		40									40
B01C2				1		40							11-2/8		40
B01D1		B01D1		1-01 *		41					1				41
B01D1		R04D1		1-02 *		41									41
B01D1				1		41							3-6/8		41
B01E1		R01E1		1-01 *		42					1				42
B01E1		R04E1		1-02 *		42									42
B01E1				1		42							3-6/8		42
B01V2		B01V2		1-01 *		43					1				43
B01V2		B04V2		1-02 *		43									43
B01V2				1		43							3-6/8		43
B02C2		B02C2		1-01 *		44					1				44
B02C2		B02T1		1-02 *		44					2				44
B02C2		C02C2		1-03 *		44					1				44
B02C2		C02T1		1-04 *		44									44
B02C2				1		44							11-2/8		44
B03C2		B03C2		1-01 *		45					1				45
B03C2		B03T1		1-02 *		45					2				45
B03C2		C03C2		1-03 *		45					1				45
B03C2		C03T1		1-04 *		45									45
B03C2				1		45							11-2/8		45

RUN NAME	A/P	PIN NAME	ORDER PIN	BAY - ORDER	Q	DRAW NUMBER	RV	PG	Y	X	Z	REMARKS	LENGTH	EXCEPTIONS	RUN NUMBER
B04C2		B04C2		1-01 *		46					1				46
B04C2		R04T1		1-02 *		46					2				46
B04C2		C04C2		1-03 *		46					1				46
B04C2		C04T1		1-04 *		46									46
B04C2				1		46							11-2/8		46
BBG IN	H	D02U2		1-01 *		47					1				47
BBG IN	H	F02B1		1-02 *		47									47
BBG IN				1		47							5-6/8		47
BBG OUT	H	D02V2		1-01 *		48					1				48
BBG OUT	H	F02A1		1-02 *		48									48
BBG OUT				1		48							5-6/8		48
BBR OUT	L	D02J2		1-01 *		49					1				49
BBR OUT	L	F02P1		1-02 *		49					2				49
BBR OUT	L	F02U2		1-03 *		49									49
BBR OUT				1		49							11-4/8		49
BUS A00	L	R01H2		1-01 *		50					2				50
BUS A00	L	B04H2		1-02 *		50					1				50
BUS A00	L	E04H2		1-03 *		50									50
BUS A00				1		50							13-6/8		50
BUS A01	L	B01H1		1-01 *		51					2				51
BUS A01	L	R04H1		1-02 *		51					1				51
BUS A01	L	E04H1		1-03 *		51					2				51
BUS A01	L	E03H1		1-04 *		51					1				51
BUS A01	L	E02H1		1-05 *		51					2				51
BUS A01	L	E01H1		1-06 *		51									51
BUS A01				1		51							22-0/8		51
BUS A02	L	B01J2		1-01 *		52					2				52
BUS A02	L	R04J2		1-02 *		52					1				52
BUS A02	L	E04F1		1-03 *		52					2				52
BUS A02	L	E03F1		1-04 *		52					1				52
BUS A02	L	E02F1		1-05 *		52					2				52
BUS A02	L	E01F1		1-06 *		52									52
BUS A02				1		52							22-0/8		52
BUS A03	L	B01J1		1-01 *		53					2				53
BUS A03	L	R04J1		1-02 *		53					1				53
BUS A03	L	E04V2		1-03 *		53									53
BUS A03				1		53							15-2/8		53

RUN NAME	A/P	PIN NAME	ORDER PIN	RAY - ORDER	Q	DRAW RV PG Y	X	Z	REMARKS	LENGTH	EXCEPTIONS	RUN NUMBER
BUS A04	L	B01K2		1-01 *				2				54
BUS A04	L	B04K2		1-02 *				1				54
BUS A04	L	E04U2		1-03 *						14-6/8		54
BUS A04				1								54
BUS A05	L	B01K1		1-01 *				2				55
BUS A05	L	B04K1		1-02 *				1				55
BUS A05	L	E04V1		1-03 *				2				55
BUS A05	L	E03V1		1-04 *				1				55
BUS A05	L	E02V1		1-05 *				2				55
BUS A05	L	E01V1		1-06 *						23-2/8		55
BUS A05				1								55
BUS A06	L	B01L2		1-01 *				2				56
BUS A06	L	B04L2		1-02 *				1				56
BUS A06	L	E04U1		1-03 *				2				56
BUS A06	L	E03U1		1-04 *				1				56
BUS A06	L	E02U1		1-05 *				2				56
BUS A06	L	E01U1		1-06 *						23-2/8		56
BUS A06				1								56
BUS A07	L	B01L1		1-01 *				2				57
BUS A07	L	B04L1		1-02 *				1				57
BUS A07	L	E04P2		1-03 *						14-2/8		57
BUS A07				1								57
BUS A08	L	B01M2		1-01 *				2				58
BUS A08	L	B04M2		1-02 *				1				58
BUS A08	L	E04N2		1-03 *						14-0/8		58
BUS A08				1								58
BUS A09	L	B01M1		1-01 *				2				59
BUS A09	L	B04M1		1-02 *				1				59
BUS A09	L	E04R1		1-03 *						14-2/8		59
BUS A09				1								59
BUS A10	L	B01N2		1-01 *				2				60
BUS A10	L	B04N2		1-02 *				1				60
BUS A10	L	E04P1		1-03 *				2				60
BUS A10	L	E03P1		1-04 *				1				60
BUS A10	L	E02P1		1-05 *				2				60
BUS A10	L	E01P1		1-06 *						22-4/8		60
BUS A10				1								60

RUN NAME	A/P	PIN NAME	ORDER PIN	RAY - ORDER	Q	DRAW RV PG Y	X	Z	REMARKS	LENGTH	EXCEPTIONS	RUN NUMBER
BUS A11	L	B01N1		1-01 *				2				61
BUS A11	L	B04N1		1-02 *				1				61
BUS A11	L	E04L1		1-03 *						13-4/8		61
BUS A11				1								61
BUS A12	L	B01P2		1-01 *				2				62
BUS A12	L	B04P2		1-02 *				1				62
BUS A12	L	E04C1		1-03 *				2				62
BUS A12	L	E03C1		1-04 *				1				62
BUS A12	L	E02C1		1-05 *				2				62
BUS A12	L	E01C1		1-06 *						21-0/8		62
BUS A12				1								62
BUS A13	L	B01P1		1-01 *				2				63
BUS A13	L	B04P1		1-02 *				1				63
BUS A13	L	E04K2		1-03 *						13-4/8		63
BUS A13				1								63
BUS A14	L	B01R2		1-01 *				2				64
BUS A14	L	B04R2		1-02 *				1				64
BUS A14	L	E04K1		1-03 *				2				64
BUS A14	L	E03K1		1-04 *				1				64
BUS A14	L	E02K1		1-05 *				2				64
BUS A14	L	E01K1		1-06 *						21-6/8		64
BUS A14				1								64
BUS A15	L	B01R1		1-01 *				2				65
BUS A15	L	B04R1		1-02 *				1				65
BUS A15	L	E04D2		1-03 *						12-6/8		65
BUS A15				1								65
BUS A16	L	B01S2		1-01 *				2				66
BUS A16	L	B04S2		1-02 *				1				66
BUS A16	L	E04E2		1-03 *						12-4/8		66
BUS A16				1								66
BUS A17	L	B01S1		1-01 *				2				67
BUS A17	L	B04S1		1-02 *				1				67
BUS A17	L	E04D1		1-03 *				2				67
BUS A17	L	E03D1		1-04 *				1				67
BUS A17	L	E02D1		1-05 *				2				67
BUS A17	L	E01D1		1-06 *						20-6/8		67
BUS A17				1								67

RUN NAME	A/P	PIN NAME	ORDER PIN	BAY - ORDER	Q	DRAW	RV	PG	Y	X	Z	REMARKS	LENGTH	EXCEPTIONS	RUN NUMBER
BUS RBSY	L	F01D1		1-01 *							1				68
BUS RBSY	L	A01P2		1-02 *							2				68
BUS RBSY	L	A04P2		1-03 *											68
BUS RBSY				1									18-2/8		68
BUS BG4S0	H	B01E2		1-01 *							1	BUS GRANT IN			69
BUS BG4S0	H	D01S2		1-02 *								GRANT IN			69
BUS BG4S0				1									8-6/8		69
BUS BG4S1	H	D01T2		1-01 *							1	GRANT OUT			70
BUS BG4S1	H	D02S2		1-02 *								GRANT IN			70
BUS BG4S1				1									2-6/8		70
BUS BG4S2	H	D02T2		1-01 *							1	GRANT OUT			71
BUS BG4S2	H	D03S2		1-02 *								GRANT IN			71
BUS BG4S2				1									2-6/8		71
BUS BG4S3	H	D03T2		1-01 *							1	GRANT OUT			72
BUS BG4S3	H	D04S2		1-02 *								GRANT IN			72
BUS BG4S3				1									2-6/8		72
BUS BG4S4	H	B04E2		1-01 *							1	BUS GRANT OU			73
BUS BG4S4	H	D04T2		1-02 *								GRANT OUT			73
BUS BG4S4				1									9-0/8		73
BUS BG5S0	H	B01B1		1-01 *							1	BUS GRANT IN			74
BUS BG5S0	H	D01P2		1-02 *								GRANT IN			74
BUS BG5S0				1									9-0/8		74
BUS BG5S1	H	D01R2		1-01 *							1	GRANT OUT			75
BUS BG5S1	H	D02P2		1-02 *								GRANT IN			75
BUS BG5S1				1									2-6/8		75
BUS BG5S2	H	D02R2		1-01 *							1	GRANT OUT			76
BUS BG5S2	H	D03P2		1-02 *								GRANT IN			76
BUS BG5S2				1									2-6/8		76
BUS BG5S3	H	D03R2		1-01 *							1	GRANT OUT			77
BUS BG5S3	H	D04P2		1-02 *								GRANT IN			77
BUS BG5S3				1									2-6/8		77
BUS BG5S4	H	B04B1		1-01 *							1	BUS GRANT OU			78
BUS BG5S4	H	D04R2		1-02 *								GRANT OUT			78
BUS BG5S4				1									9-2/8		78

RUN NAME	A/P	PIN NAME	ORDER PIN	BAY - ORDER	Q	DRAW	RV	PG	Y	X	Z	REMARKS	LENGTH	EXCEPTIONS	RUN NUMBER
BUS BG6S0	H	B01A1		1-01 *							1	BUS GRANT IN			79
BUS BG6S0	H	D01M2		1-02 *								GRANT IN			79
BUS BG6S0				1									9-0/8		9
BUS BG6S1	H	D01N2		1-01 *							1	GRANT OUT			80
BUS BG6S1	H	D02M2		1-02 *								GRANT IN			80
BUS BG6S1				1									2-6/8		80
BUS BG6S2	H	D02N2		1-01 *							1	GRANT OUT			81
BUS BG6S2	H	D03M2		1-02 *								GRANT IN			81
BUS BG6S2				1									2-6/8		81
BUS BG6S3	H	D03N2		1-01 *							1	GRANT OUT			82
BUS BG6S3	H	D04M2		1-02 *								GRANT IN			82
BUS BG6S3				1									2-6/8		82
BUS BG6S4	H	B04A1		1-01 *							1	BUS GRANT OU			83
BUS BG6S4	H	D04N2		1-02 *								GRANT OUT			83
BUS BG6S4				1									9-2/8		83
BUS BG7S0	H	A01V1		1-01 *							1	BUS GRANT IN			84
BUS BG7S0	H	D01K2		1-02 *								GRANT IN			84
BUS BG7S0				1									9-2/8		84
BUS BG7S1	H	D01L2		1-01 *							1	GRANT OUT			85
BUS BG7S1	H	D02K2		1-02 *								GRANT IN			85
BUS BG7S1				1									2-6/8		85
BUS BG7S2	H	D02L2		1-01 *							1	GRANT OUT			86
BUS BG7S2	H	D03K2		1-02 *								GRANT IN			86
BUS BG7S2				1									2-6/8		86
BUS BG7S3	H	D03L2		1-01 *							1	GRANT OUT			87
BUS BG7S3	H	D04K2		1-02 *								GRANT IN			87
BUS BG7S3				1									2-6/8		87
BUS BG7S4	H	A04V1		1-01 *							1	BUS GRANT OU			88
BUS BG7S4	H	D04L2		1-02 *								GRANT OUT			88
BUS BG7S4				1									9-4/8		88
BUS BR4	L	D01H2		1-01 *							1				89
BUS BR4	L	B01D2		1-02 *							2				89
BUS BR4	L	B04D2		1-03 *											89
BUS BR4				1									11-6/8		89

RUN NAME	A/P	PIN NAME	ORDER PIN	BAY - ORDER	Q	DRAW	RV	PG	Y	X	Z	REMARKS	LENGTH	EXCEPTIONS	RUN NUMBER
BUS BR5	L	D01F2		1-01 *							1				90
BUS BR5	L	B01C1		1-02 *							2				90
BUS BR5	L	B04C1		1-03 *											90
BUS BR5				1									12-0/8		90
BUS BR6	L	D01E2		1-01 *							1				91
BUS BR6	L	A01U2		1-02 *							2				91
BUS BR6	L	A04U2		1-03 *											91
BUS BR6				1									12-4/8		91
BUS BR7	L	D01D2		1-01 *							1				92
BUS BR7	L	A01T2		1-02 *							2				92
BUS BR7	L	A04T2		1-03 *											92
BUS BR7				1									12-4/8		92
BUS C0	L	B01U2		1-01 *							2				93
BUS C0	L	B04U2		1-02 *							1				93
BUS C0	L	E04J2		1-03 *											93
BUS C0				1									12-6/8		93
BUS C1	L	B01T2		1-01 *							2				94
BUS C1	L	B04T2		1-02 *							1				94
BUS C1	L	E04F2		1-03 *											94
BUS C1				1									12-4/8		94
BUS D00	L	C01S2		1-01 *					R1		1				95
BUS D00	L	A01C1		1-02 *					R1		2				95
BUS D00	L	A04C1		1-03 *					R2						95
BUS D00				1									13-0/8		95
BUS D01	L	C01R2		1-01 *					R1		1				96
BUS D01	L	A01D2		1-02 *					R1		2				96
BUS D01	L	A04D2		1-03 *					R2						96
BUS D01				1									12-4/8		96
BUS D02	L	F01E2		1-01 *							2				97
BUS D02	L	C01U2		1-02 *							1				97
BUS D02	L	A01D1		1-03 *							2				97
BUS D02	L	A04D1		1-04 *											97
BUS D02				1									21-6/8		97

RUN NAME	A/P	PIN NAME	ORDER PIN	BAY - ORDER	Q	DRAW	RV	PG	Y	X	Z	REMARKS	LENGTH	EXCEPTIONS	RUN NUMBER
BUS D03	L	F01L1		1-01 *							1				98
BUS D03	L	C01T2		1-02 *							2				98
BUS D03	L	C02T2		1-03 *							1				98
BUS D03	L	C03T2		1-04 *							2				98
BUS D03	L	C04T2		1-05 *							1				98
BUS D03	L	A04E2		1-06 *							2				98
BUS D03	L	A01E2		1-07 *											98
BUS D03				1									30-6/8		98
BUS D04	L	F01N2		1-01 *							2				99
BUS D04	L	C01N2		1-02 *							1				99
BUS D04	L	A01E1		1-03 *							2				99
BUS D04	L	A04E1		1-04 *											99
BUS D04				1									22-6/8		99
BUS D05	L	F04F1		1-01 *							2				100
BUS D05	L	F03F1		1-02 *							1				100
BUS D05	L	F02F1		1-03 *							2				100
BUS D05	L	F01F1		1-04 *							1				100
BUS D05	L	C01P2		1-05 *							2				100
BUS D05	L	A01F2		1-06 *							1				100
BUS D05	L	A04F2		1-07 *											100
BUS D05				1									30-0/8		100
BUS D06	L	F01F2		1-01 *							2				101
BUS D06	L	C01V2		1-02 *							1				101
BUS D06	L	A01F1		1-03 *							2				101
BUS D06	L	A04F1		1-04 *											101
BUS D06				1									21-6/8		101
BUS D07	L	F01H1		1-01 *							2				102
BUS D07	L	C01M2		1-02 *							1				102
BUS D07	L	A01H2		1-03 *							2				102
BUS D07	L	A04H2		1-04 *											102
BUS D07				1									21-6/8		102
BUS D08	L	F01K1		1-01 *					I		2				103
BUS D08	L	C01L2		1-02 *					R1		1				103
BUS D08	L	A01H1		1-03 *					R1		2				103
BUS D08	L	A04H1		1-04 *					R1						103
BUS D08				1									22-4/8		103
BUS D09	L	C01K2		1-01 *							1				104
BUS D09	L	A01J2		1-02 *							2				104
BUS D09	L	A04J2		1-03 *											104
BUS D09				1									11-4/8		104

RUN NAME	A/P	PIN NAME	ORDER PIN	BAY - ORDER	Q	DRAW	RV	PG	Y	X	Z	REMARKS	LENGTH	EXCEPTIONS	RUN NUMBER
BUS D10	L	C01J2		1-01 *							1				105
BUS D10	L	A01J1		1-02 *							2				105
BUS D10	L	A04J1		1-03 *											105
BUS D10				1									11-4/8		105
BUS D11	L	C01H1		1-01 *							2				106
BUS D11	L	C02H1		1-02 *							1				106
BUS D11	L	C03H1		1-03 *							2				106
BUS D11	L	C04H1		1-04 *							1				106
BUS D11	L	A04K2		1-05 *							2				106
BUS D11	L	A01K2		1-06 *											106
BUS D11				1									19-4/8		106
BUS D12	L	C01H2		1-01 *							1				107
BUS D12	L	A01K1		1-02 *							2				107
BUS D12	L	A04K1		1-03 *											107
BUS D12				1									11-2/8		107
BUS D13	L	C01F2		1- *							1				108
BUS D13	L	A01L2		1-02 *							2				108
BUS D13	L	A04L2		1-03 *											108
BUS D13				1									10-6/8		108
BUS D14	L	C01E2		1-01 *							1				109
BUS D14	L	A01L1		1-02 *							2				109
BUS D14	L	A04L1		1-03 *											109
BUS D14				1									10-6/8		109
BUS D15	L	C01D2		1-01 *							1				110
BUS D15	L	A01M2		1-02 *							2				110
BUS D15	L	A04M2		1-03 *											110
BUS D15				1									10-4/8		110
BUS INIT	L	D01L1		1-01 *							1				111
BUS INIT	L	A01A1		1-02 *							2				111
BUS INIT	L	A04A1		1-03 *											111
BUS INIT				1									15-2/8		111
BUS INTR	L	F01M1		1-01 *							1				112
BUS INTR	L	A01B1		1-02 *							2				112
BUS INTR	L	A04B1		1-03 *											112
BUS INTR				1									20-4/8		112

RUN NAME	A/P	PIN NAME	ORDER PIN	BAY - ORDER	Q	DRAW	RV	PG	Y	X	Z	REMARKS	LENGTH	EXCEPTIONS	RUN NUMBER
BUS MSYN	L	E01E1		1-01 *							2				113
BUS MSYN	L	E02E1		1-02 *							1				113
BUS MSYN	L	E03E1		1-03 *							2				113
BUS MSYN	L	E04E1		1-04 *							1				113
BUS MSYN	L	B04V1		1-05 *							2				113
BUS MSYN	L	B01V1		1-06 *											113
BUS MSYN				1									20-4/8		113
BUS NPG	H	A01U1		1-01 *							1				114
BUS NPG	H	A04U1		1-02 *											114
BUS NPG				1									3-6/8		114
BUS NPR	L	F01J1		1-01 *	2						2				115
BUS NPR	L	A01S2		1-02 *							1				115
BUS NPR	L	A04S2		1-03 *											115
BUS NPR				1									18-4/8		115
BUS PA	L	A01M1		1-01 *							1				116
BUS PA	L	A04M1		1-02 *											116
BUS PA				1									3-6/8		116
BUS PB	L	A01N2		1-01 *							1				117
BUS PB	L	A04N2		1-02 *											117
BUS PB				1									3-6/8		117
BUS SACK	L	F01T2		1-01 *							2				118
BUS SACK	L	F02T2		1-02 *							1				118
BUS SACK	L	F03T2		1-03 *							2				118
BUS SACK	L	F04T2		1-04 *							1				118
BUS SACK	L	A04R2		1-05 *							2				118
BUS SACK	L	A01R2		1-06 *											118
BUS SACK				1									27-6/8		118
BUS SSYN	L	F01C1		1-01 *							2				119
BUS SSYN	L	F02C1		1-02 *							1				119
BUS SSYN	L	F03C1		1-03 *							2				119
BUS SSYN	L	F04C1		1-04 *							1				119
BUS SSYN	L	E04J1		1-05 *							2				119
BUS SSYN	L	E03J1		1-06 *							1				119
BUS SSYN	L	E02J1		1-07 *							2				119
BUS SSYN	L	E01J1		1-08 *							1				119
BUS SSYN	L	B01U1		1-09 *							2				119
BUS SSYN	L	B04U1		1-10 *											119
BUS SSYN				1									33-6/8		119

RUN NAME	A/P	PIN NAME	ORDER PIN	BAY - ORDER	Q	DRAW	RV	PG	Y	X	Z	REMARKS	LENGTH	EXCEPTIONS	RUN NUMBER
C IN	H	D03H1		1-01 *							1				120
C IN	H	E03M1		1-02 *											120
C IN				1									5-2/8		120
C INT A	H	D03N1		1-01 *							1				121
C INT A	H	E03U1		1-02 *											121
C INT A				1									8-2/8		121
C INT B	H	C03J1		1-01 *							1				122
C INT B	H	E03K2		1-02 *											122
C INT B				1									10-4/8		122
C INT ENB A	H	D03M1		1-01 *							1				123
C INT ENB A	H	E03V1		1-02 *											123
C INT ENB A				1									8-4/8		123
C INT ENB B	H	C03L1		1-01 *							1				124
C INT ENB B	H	E03H2		1-02 *											124
C INT ENB B				1									10-0/8		124
C OUT HIGH	H	D03K1		1-01 *							1				125
C OUT HIGH	H	E03M2		1-02 *											125
C OUT HIGH				1									5-2/8		125
C OUT LOW	H	D03D1		1-01 *							1				126
C OUT LOW	H	E03N1		1-02 *											126
C OUT LOW				1									5-6/8		126
C SELECT 0	H	D03F1		1-01 *							1				127
C SELECT 0	H	E03S2		1-02 *											127
C SELECT 0				1									6-0/8		127
C SELECT 2	H	D03J1		1-01 *							1				128
C SELECT 2	H	E03T2		1-02 *											128
C SELECT 2				1									6-0/8		128
C SELECT 4	H	D03E1		1-01 *							1				129
C SELECT 4	H	E03R2		1-02 *											129
C SELECT 4				1									6-2/8		129
C SELECT 6	H	D03C1		1-01 *							1				130
C SELECT 6	H	E03S1		1-02 *											130
C SELECT 6				1									6-2/8		130
C SSYN INHIBIT	L	D03V1		1-01 *							1				131
C SSYN INHIBIT	L	E03B1		1-02 *											131
C SSYN INHIBIT				1									2-6/8		131

RUN NAME	A/P	PIN NAME	ORDER PIN	BAY - ORDER	Q	DRAW	RV	PG	Y	X	Z	REMARKS	LENGTH	EXCEPTIONS	RUN NUMBER
C01A1		C01A1		1-01 *							1				132
C01A1		C02A1		1-02 *											132
C01A1				1									2-6/8		132
C01B1		C01B1		1-01 *							1				133
C01B1		C02B1		1-02 *											133
C01B1				1									2-6/8		133
C01C1		C01C1		1-01 *							1				134
C01C1		C02C1		1-02 *											134
C01C1				1									2-6/8		134
C01D1		C01D1		1-01 *							1				135
C01D1		C02D1		1-02 *											135
C01D1				1									2-6/8		135
C01N1		C01N1		1-01 *							1				136
C01N1		C02N1		1-02 *											136
C01N1				1									2-6/8		136
C01P1		C01P1		1-01 *							1				137
C01P1		C02P1		1-02 *											137
C01P1				1									2-6/8		137
C01R1		C01R1		1-01 *							1				138
C01R1		C02R1		1-02 *											138
C01R1				1									2-6/8		138
C01S1		C01S1		1-01 *							1				139
C01S1		C02S1		1-02 *											139
C01S1				1									2-6/8		139
C01U1		C01U1		1-01 *							1				140
C01U1		C02U1		1-02 *											140
C01U1				1									2-6/8		140
C01V1		C01V1		1-01 *							1				141
C01V1		C02V1		1-02 *											141
C01V1				1									2-6/8		141
C03A1		C03A1		1-01 *							1				142
C03A1		C04A1		1-02 *											142
C03A1				1									2-6/8		142
C03B1		C03B1		1-01 *							1				143
C03B1		C04B1		1-02 *											143
C03B1				1									2-6/8		143

RUN NAME	A/P	PIN NAME	ORDER PIN	BAY - ORDER	Q	DRAW	RV	PG	Y	X	Z	REMARKS	LENGTH	EXCEPTIONS	RUN NUMBER
C03C1		C03C1		1-01 *							1				144
C03C1		C04C1		1-02 *											144
C03C1													2-6/8		144
C03D1		C03D1		1-01 *							1				145
C03D1		C04D1		1-02 *											145
C03D1				1									2-6/8		145
C03N1		C03N1		1-01 *							1				146
C03N1		C04N1		1-02 *											146
C03N1				1									2-6/8		146
C03P1		C03P1		1-01 *							1				147
C03P1		C04P1		1-02 *											147
C03P1				1									2-6/8		147
C03R1		C03R1		1-01 *							1				148
C03R1		C04R1		1-02 *											148
C03R1				1									2-6/8		148
C03S1		C03S1		1-01 *							1				149
C03S1		C04S1		1-02 *											149
C03S1				1									2-6/8		149
C03U1		C03U1		1-01 *							1				150
C03U1		C04U1		1-02 *											150
C03U1				1									2-6/8		150
C03V1		C03V1		1-01 *							1				151
C03V1		C04V1		1-02 *											151
C03V1				1									2-6/8		151
CBG IN	H	D03U2		1-01 *							1				152
CBG IN	H	F03B1		1-02 *											152
CBG IN				1									5-6/8		152
CBG OUT	H	D03V2		1-01 *							1				153
CBG OUT	H	F03A1		1-02 *											153
CBG OUT				1									5-6/8		153
CBR OUT	L	D03J2		1-01 *							1				154
CBR OUT	L	F03P1		1-02 *							2				154
CBR OUT	L	F03U2		1-03 *											154
CBR OUT				1									11-4/8		154

RUN NAME	A/P	PIN NAME	ORDER PIN	BAY - ORDER	Q	DRAW	RV	PG	Y	X	Z	REMARKS	LENGTH	EXCEPTIONS	RUN NUMBER
D IN	H	D04H1		1-01 *							1				155
D IN	H	E04M1		1-02 *											155
D IN				1									5-2/8		155
D INT A	H	D04N1		1-01 *							1				156
D INT A	H	F04U1		1-02 *											156
D INT A				1									8-2/8		156
D INT B	H	C04J1		1-01 *							1				157
D INT B	H	F04K2		1-02 *											157
D INT B				1									10-4/8		157
D INT ENB A	H	D04M1		1-01 *							1				158
D INT ENB A	H	F04V1		1-02 *											158
D INT ENB A				1									8-4/8		158
D INT ENB B	H	C04L1		1-01 *							1				159
D INT ENB B	H	F04H2		1-02 *											159
D INT ENB B				1									10-0/8		159
D OUT HIGH	H	D04K1		1-01 *							1				160
D OUT HIGH	H	E04M2		1-02 *											160
D OUT HIGH				1									5-2/8		160
D OUT LOW	H	D04D1		1-01 *							1				161
D OUT LOW	H	E04N1		1-02 *											161
D OUT LOW				1									5-6/8		161
D SELECT 0	H	D04F1		1-01 *							1				162
D SELECT 0	H	E04S2		1-02 *											162
D SELECT 0				1									6-0/8		162
D SELECT 2	H	D04J1		1-01 *							1				163
D SELECT 2	H	E04T2		1-02 *											163
D SELECT 2				1									6-0/8		163
D SELECT 4	H	D04E1		1-01 *							1				164
D SELECT 4	H	E04R2		1-02 *											164
D SELECT 4				1									6-2/8		164
D SELECT 6	H	D04C1		1-01 *							1				165
D SELECT 6	H	E04S1		1-02 *											165
D SELECT 6				1									6-2/8		165
D SSYN INHIBIT	L	D04V1		1-01 *							1				166
D SSYN INHIBIT	L	E04B1		1-02 *											166
D SSYN INHIBIT				1									2-6/8		166

RUN NAME	A/P	PIN NAME	ORDER PIN	BAY - ORDER	Q	DRAW	RV	PG	Y	X	Z	REMARKS	LENGTH	EXCEPTIONS	RUN NUMBER
D01C2		D01C2		1-01 *							1				167
D01C2		D01T1		1-02 *							2				167
D01C2		F01C2		1-03 *							1				167
D01C2		E01T1		1-04 *							2				167
D01C2		F01A1		1-05 *											167
D01C2				1									15-4/8		167
D02C2		D02C2		1-01 *							1				168
D02C2		D02T1		1-02 *							2				168
D02C2		E02C2		1-03 *							1				168
D02C2		F02T1		1-04 *							2				168
D02C2		E02A1		1-05 *											168
D02C2				1									15-4/8		168
D03C2		D03C2		1-01 *							1				169
D03C2		D03T1		1-02 *							2				169
D03C2		E03C2		1-03 *							1				169
D03C2		E03T1		1-04 *							2				169
D03C2		E03A1		1-05 *											169
D03C2				1									15-4/8		169
D04C2		D04C2		1-01 *							1				170
D04C2		D04T1		1-02 *							2				170
D04C2		E04C2		1-03 *							1				170
D04C2		E04T1		1-04 *							2				170
D04C2		E04A1		1-05 *											170
D04C2				1									15-4/8		170
DBG IN	H	D04U2		1-01 *							1				171
DBG IN	H	F04B1		1-02 *											171
DBG IN				1									5-6/8		171
DBG OUT	H	D04V2		1-01 *							1				172
DBG OUT	H	F04A1		1-02 *											172
DBG OUT				1									5-6/8		172
DBR OUT	L	D04J2		1-01 *							1				173
DBR OUT	L	F04P1		1-02 *							2				173
DBR OUT	L	F04U2		1-03 *											173
DBR OUT				1									11-4/8		173
DC LO	L	B01F2		1-01 *					I		2				174
DC LO	L	B04F2		1-02 *					I		1				174
DC LO	L	A03S2		1-03 *					I						174
DC LO				1									8-0/8		174

RUN NAME	A/P	PIN NAME	ORDER PIN	BAY - ORDER	Q	DRAW	RV	PG	Y	X	Z	REMARKS	LENGTH	EXCEPTIONS	RUN NUMBER
F01C2		F01T1		1-01 *							1				175
F01C2		F01C2		1-02 *							2				175
F01C2		F01J2		1-03 *											175
F01C2				1									7-0/8		175
F01L2		F01L2		1-01 *							1	INTR DONE A			176
F01L2		F01R1		1-02 *								CLEAR A			176
F01L2				1									3-0/8		176
F01M2		F01M2		1-01 *							1	INTR DONE B			177
F01M2		F01S1		1-02 *								CLEAR B			177
F01M2				1									3-0/8		177
F01N1		F01N1		1-01 *							1	MASTER A			178
F01N1		F01R2		1-02 *							2	START INTR A			178
F01N1		F01D2		1-03 *								VECTOR BIT 2			178
F01N1				1									6-2/8		178
F01S2		F01P2		1-01 *							1	START INTR B			179
F01S2		F01S2		1-02 *								MASTER B			179
F01S2				1									2-4/8		179
F01V2		F01E1		1-01 *							1	BG IN B			180
F01V2		F01V2		1-02 *								BG OUT A			180
F01V2				1									4-2/8		180
F02C2		F02T1		1-01 *							1				181
F02C2		F02C2		1-02 *							2				181
F02C2		F02J2		1-03 *											181
F02C2				1									7-0/8		181
F02L2		F02L2		1-01 *							1	INTR DONE A			182
F02L2		F02R1		1-02 *								CLEAR A			182
F02L2				1									3-0/8		182
F02M2		F02M2		1-01 *							1	INTR DONE B			183
F02M2		F02S1		1-02 *								CLEAR B			183
F02M2				1									3-0/8		183
F02N1		F02N1		1-01 *							1	MASTER A			184
F02N1		F02R2		1-02 *							2	START INTR A			184
F02N1		F02D2		1-03 *								VECTOR BIT 2			184
F02N1				1									6-2/8		184
F02S2		F02P2		1-01 *							1	START INTR B			185
F02S2		F02S2		1-02 *								MASTER B			185
F02S2				1									2-4/8		185

RUN NAME	A/P	PIN NAME	ORDER PIN	BAY - ORDER	Q	DRAW	RV	PG	Y	X	Z	REMARKS	LENGTH	EXCEPTIONS	RUN NUMBER
F02V2		F02E1		1-01 *							1	BG IN B			186
F02V2		F02V2		1-02 *								BG OUT A			186
F02V2				1									4-2/8		186
F03C2		F03T1		1 *							1				187
F03C2		F03C2		1-02 *							2				187
F03C2		F03J2		1-03 *											187
F03C2				1									7-0/8		187
F03L2		F03L2		1-01 *							1	INTR DONE A			188
F03L2		F03R1		1-02 *								CLEAR A			188
F03L2				1									3-0/8		188
F03M2		F03M2		1-01 *							1	INTR DONE B			189
F03M2		F03S1		1-02 *								CLEAR B			189
F03M2				1									3-0/8		189
F03N1		F03N1		1-01 *							1	MASTER A			190
F03N1		F03R2		1-02 *							2	START INTR A			190
F03N1		F03D2		1-03 *								VECTOR BIT 2			190
F03N1				1									6-2/8		190
F03S2		F03P2		1-01 *							1	START INTR B			191
F03S2		F03S2		1-02 *								MASTER B			191
F03S2				1									2-4/8		191
F03V2		F03E1		1-01 *							1	BG IN B			192
F03V2		F03V2		1-02 *								BG OUT A			192
F03V2				1									4-2/8		192
F04C2		F04T1		1-01 *							1				193
F04C2		F04C2		1-02 *							2				193
F04C2		F04J2		1-03 *											193
F04C2				1									7-0/8		193
F04L2		F04L2		1-01 *							1	INTR DONE A			194
F04L2		F04R1		1-02 *								CLEAR A			194
F04L2				1									3-0/8		194
F04M2		F04M2		1-01 *							1	INTR DONE B			195
F04M2		F04S1		1-02 *								CLEAR B			195
F04M2				1									3-0/8		195
F04N1		F04N1		1-01 *							1	MASTER A			196
F04N1		F04R2		1-02 *							2	START INTR A			196
F04N1		F04D2		1-03 *								VECTOR BIT 2			196
F04N1				1									6-2/8		196

RUN NAME	A/P	PIN NAME	ORDER PIN	BAY - ORDER	Q	DRAW	RV	PG	Y	X	Z	REMARKS	LENGTH	EXCEPTIONS	RUN NUMBER
F04S2		F04P2		1-01 *							1	START INTR B			197
F04S2		F04S2		1-02 *								MASTER B			197
F04S2				1									2-4/8		197
F04V2		F04E1		1-01 *							1	BG IN B			198
F04V2		F04V2		1-02 *								BG OUT A			198
F04V2				1									4-2/8		198

This drawing and specifications, herein, are the property of Digital Equipment Corporation and shall not be reproduced or copied or used in whole or in part as the basis for manufacture or sale of items without written permission.

WIRE TABLE

ITEM NO.	DESCRIPTION AWG	COLOR	FROM POINT	FROM CONNECTION	FROM TERM	TO POINT	TO CONNECTION	TO TERM	SIGNAL
5	14 TWP	RED	3	P3-10	SOLD	15	P1-1	3	+5V
		BLK	4	P3-8	SOLD	14	P1-7	3	GND
9	14	GRY	5	P3-4	SOLD	16	P1-2	3	+15V
6	14 TWP	BLK	1	P3-12	SOLD	13	P1-9	3	GND
		BLU	2	P3-11	SOLD	12	P1-13	3	-15V
8	18	BRN	8	P3-1	SOLD	11	P2-2	3	LTG
7	18 TWP	VIO	6	P3-3	SOLD	9	P2-3	3	DcLo
		YEL	7	P3-2	SOLD	10	P2-4	3	AcLo
11	22	-	-	P3-13	SOLD	-	P3-14	SOLD	DcLo
11	22	-	-	P3-15	SOLD	-	P3-16	SOLD	AcLo

NOTES:
1. USE TIE WRAPS (X) ITEM #4 APPROXIMATELY EVERY THREE (3) INCHES WHEN NECESSARY AND AT EVERY BREAKOUT POINT.
2. DOT (•) INDICATES NAIL LOCATIONS FOR ASSEMBLY USE ONLY, COVER NAILS WITH SHRINK TUBING TO PREVENT CUTTING HARNESS.
3. USE CONN BRKT C-MD-9305767-1-5-0 MOUNT WITH WOOD SCREWS. USE MATING CONN 1209350-03.
4. USE CONN BRKT C-MD-9305767-1-6-0 MOUNT WITH WOOD SCREWS USE MATING CONN 1209350-06
5. USE CONN. HOLD DOWN B-MD-9305767-0-0 WITH PLATE B-MD-9305767-0-1, USE TAPE DEC #9008734 & CONN HOD# DEC# (1209123) REMOVE PINS & FLANGES AS SHOWN IN DETAIL "A". MOUNT WITH WOOD SCREWS.

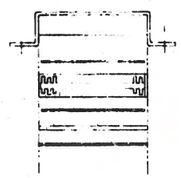

DETAIL "A"

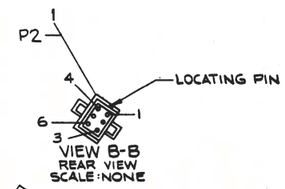

VIEW B-B
REAR VIEW
SCALE: NONE

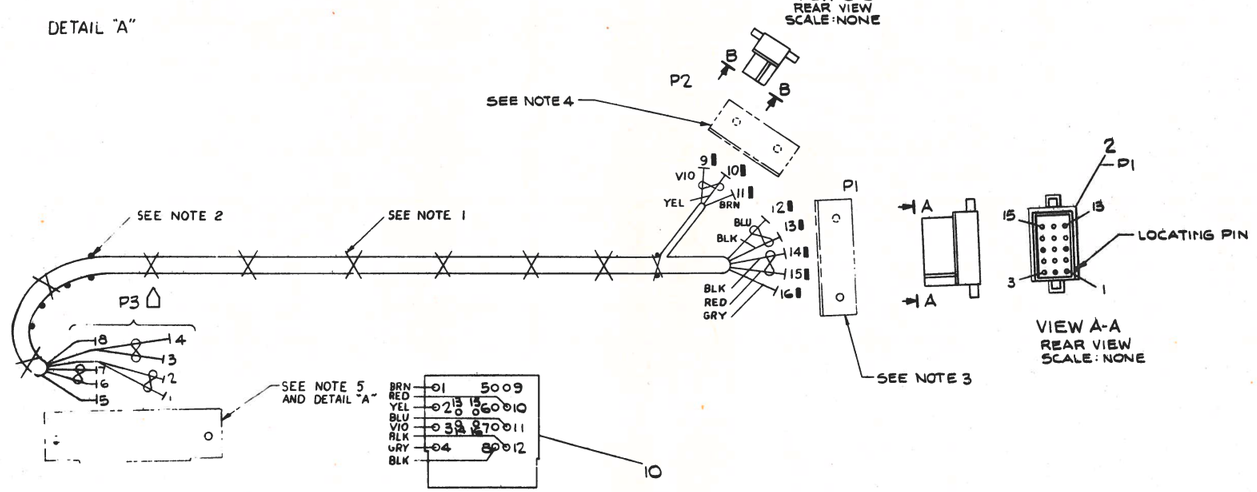

P 3

VIEW A-A
REAR VIEW
SCALE: NONE

SCALE
0 IN. 6 IN. 12 IN.

DO NOT REDUCE
DO NOT BUILD FROM REDUCED PRINT

CAUTION—DRAWING SIZE AND SCALE REDUCED FOR MICROFILM NOT TO BE USED FOR PRODUCTION

SYM	QTY.	DESCRIPTION	PART NO.	ITEM NO.
	A/R	BUSS WIRE #22 AWG	9107560-01	11
	1	POWER CONN	G772	10
	A/R	WIRE #14 AWG GRY	9107370-55	9
	A/R	WIRE #18 AWG BRN	9107360-11	8
	A/R	WIRE #18 TWP YEL/VIO	9107430-47	7
	A/R	WIRE #14 TWP BLK/BLU	9107440-06	6
	A/R	WIRE #14 TWP BLK/RED	9107440-02	5
X	A/R	WRAP TIE	9007031	4
	8	PIN, MALE	1209378-00	3
	1	HOUSING, CONN. 5 PIN	1209351-15	2
	1	HOUSING, CONN. 6 PIN	1209351-06	1

PARTS LIST

FIRST USED ON OPTION/MODEL

UNLESS OTHERWISE SPECIFIED DIMENSION IN INCHES. TOLERANCES: DECIMALS .XXX ± .005, .XX ± .02, .X ± .1; ANGLES ±0° 30'

REMOVE BURRS AND BREAK SHARP CORNERS. SURFACE QUALITY ✓

MATERIAL: SEE PARTS LIST

FINISH: —#

NEXT HIGHER ASSY.

SCALE 1/1

SHEET 1 OF 1

digital EQUIPMENT CORPORATION

TITLE: G772 SYSTEM UNIT HARNESS

SIZE E | CODE IA | NUMBER 7009562-0-0 | REV.

DIST.

DEC FORM NO. DRE 100